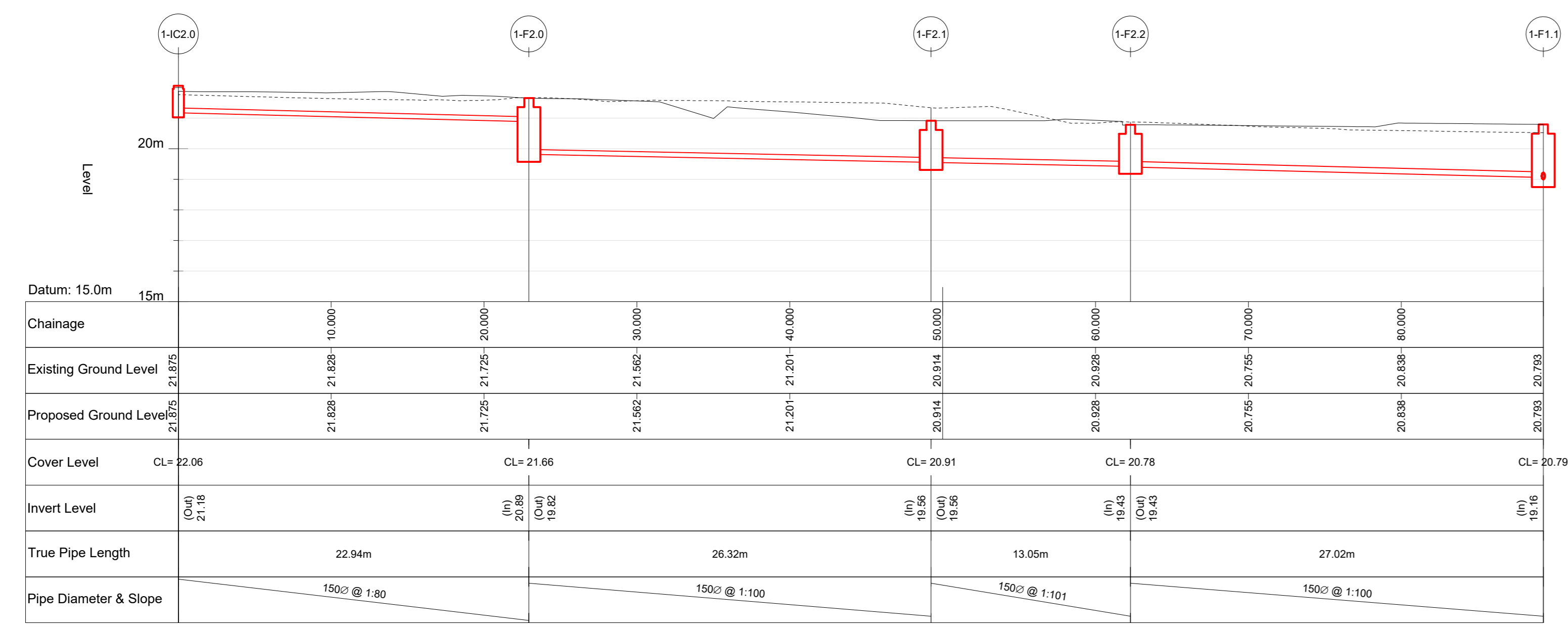
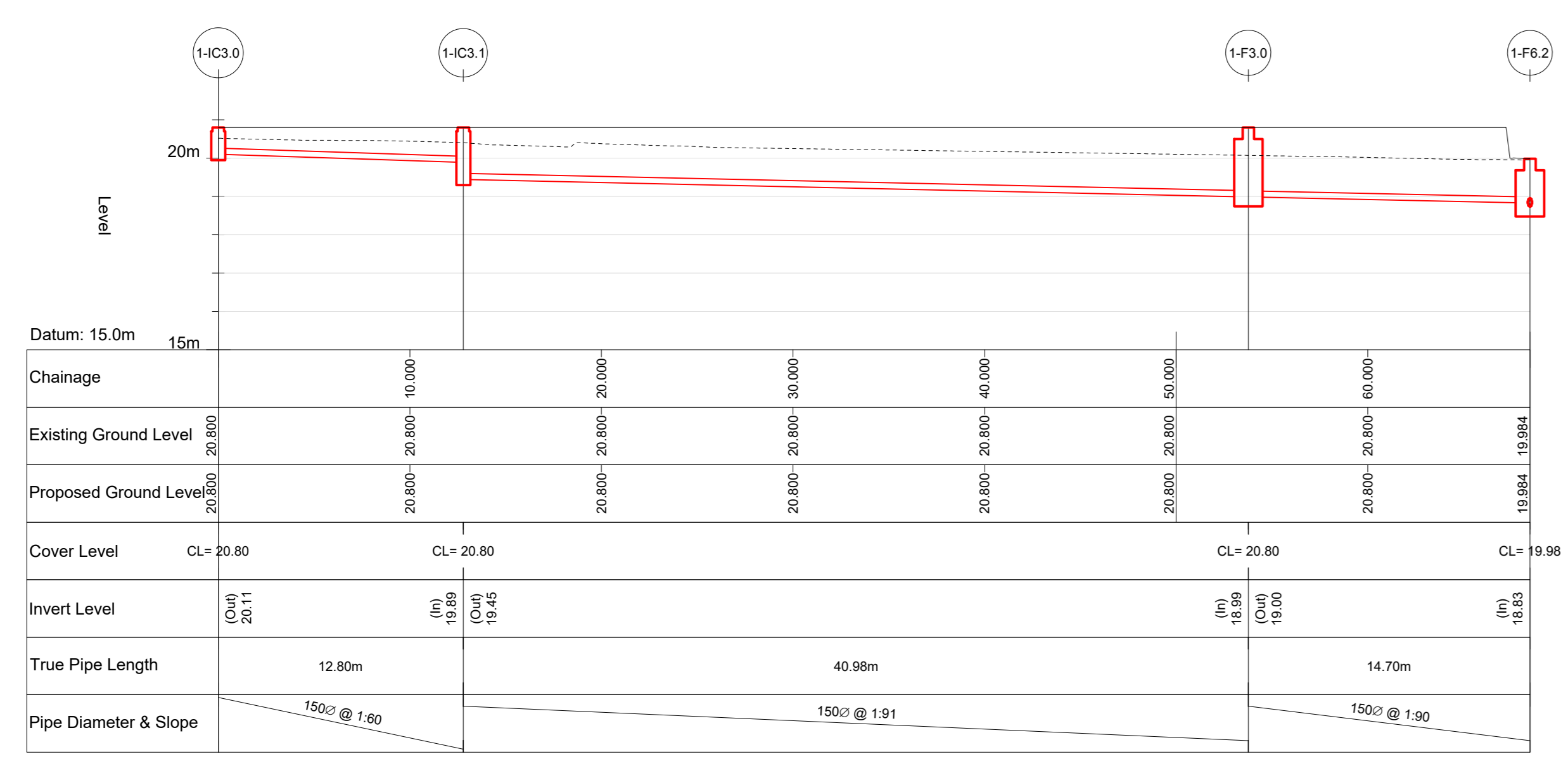


NOTES

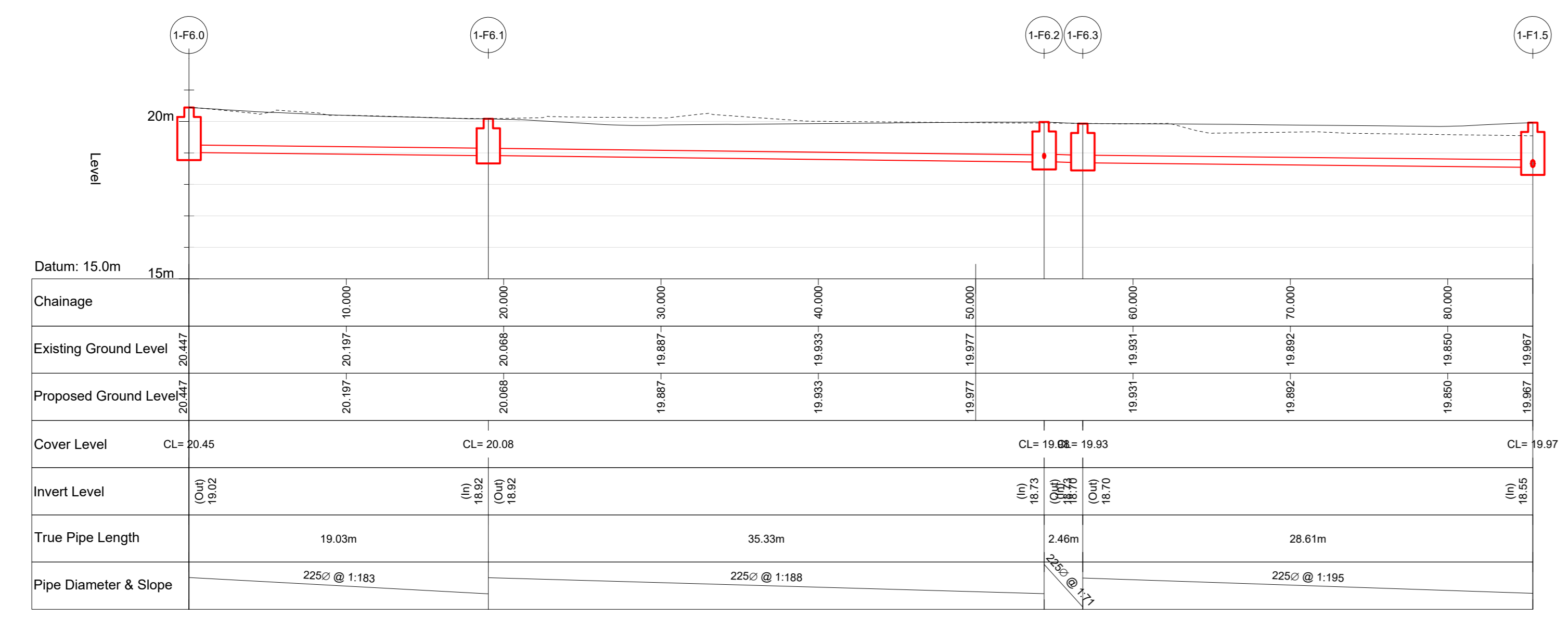
1. THIS DRAWING IS TO BE READ IN CONJUNCTION WITH ALL ENGINEERS & ARCHITECTS DRAWINGS FIGURED DIMENSIONS ONLY (NOT SCALING) TO BE USED. WHERE A CONFLICT OF INFORMATION EXISTS OR IF IN ANY DOUBT - ASK.
2. CONSULTANTS TO BE INFORMED IMMEDIATELY OF ANY DISCREPANCIES BEFORE WORK PROCEEDS.



F2 SECTION
SCALE @ A0: H=1:250, V=1:125
SCALE @ A2: H=1:500, V=1:250



F3 SECTION
SCALE @ A0: H=1:250, V=1:125
SCALE @ A2: H=1:500, V=1:250



F6 SECTION
SCALE @ A0: H=1:250, V=1:125
SCALE @ A2: H=1:500, V=1:250

PL4	31.05.22	PLANNING ISSUE	KS
PL3	24.02.22	W DIVERSIONS TEAM COMMENTS	TN
PL2	20.01.22	ISSUED FOR W DESIGN VETTING	TN
PL1	10.12.21	ISSUED FOR W DESIGN VETTING	TN

Project Engineer: CIARAN O'RAFFERTY | Project Director: CIARAN KENNEDY

BM STAGE

PLANNING

BM
DUBLIN OFFICE
SANDWELL HOUSE, 55-56 LOWER SANDWELL STREET, DUBLIN 2, IRELAND
Tel: (01) 877 3200 Fax: (01) 877 3164
LONDON OFFICE
12 MILBURN STREET, LONDON SE1 2AY, UNITED KINGDOM
Tel: (0044) (0)20 5413 2722
Consulting Engineers, Civil, Structural, Project Management & more@bm.co.uk Web: www.bm.co.uk



CLIENT: CWTC MULTI FAMILY ICVA ACTING SOLELY IN RESPECT OF ITS SUB FUND DBTR SCR1 FUND

PROJECT TITLE: BAILEY GIBSON SHD 2 | BM PROJECT No: 19117

REFERENCE	SUITABILITY	REVISION
BGL-BMD-ZZ-00-DR-C-1020-1022 & 1120-1122	S1	P01

DRAWING TITLE: FOUL DRAINAGE LONG SECTIONS (SHEET 2 OF 2)

DRAWING REFERENCE	STATUS	REVISION
BGL-BMD-ZZ-DR-C-1121	D2	PL4